


PIP Income Estimator User Guide

Enter and/or select relevant information in the yellow boxes to suit practice circumstances.



Practice Incentive Program Income Estimator

Practice Situation	
FTE GP	1
SWPE	1500
Total Active Patients	1000
Rural, Remote and Metropolitan Areas (RRMA) classification	RRMA 1 - Capital City
Remote Area (RA) Classification	RA1 - Major City
Aboriginal Medical Services (AMS) or Aboriginal Community Controlled Health Services (ACCHS)	no
Urban Area of Workforce Shortage (UAWS)	no

Please enter relevant information in the yellow boxes.

[Click here to search your practice RRMA and RA classification](#)

[Click here for PIP Forms and Guidelines](#)

		Payments per FTE GP	Annual Payment to Practice	Once off Payment to Practice
Quality Prescribing Incentive				
On average, the practice participates in three activities (one of which is a clinical audit) per FTE GP, by 30 April each year	yes	-	\$1,500.00	-
Total amount annually				
Diabetes Incentive				
Estimated number of patients with Diabetes	40			
% Diabetic Patients	4.00%			
Sign-On Payment				
Outcomes Payment				
		-	-	\$1,500.00
		-	\$800.00	-



PIP Income Estimator User Guide

Click on each of the individual PIP Name, RRMA Classification, PIP Forms and Guidelines to view more detailed information (need to be online).

Practice Incentive Program Income Estimator

Practice Situation	
FTE GP	1
SWPE	1500
Total Active Patients	1000
Rural, Remote and Metropolitan Areas (RRMA) classification	RRMA 1 - Capital City
Remote Area (RA) Classification	RA1 - Major City
Aboriginal Medical Services (AMS) or Aboriginal Community Controlled Health Services (ACCHS)	no
Urban Area of Workforce Shortage (UAWS)	no

Please enter relevant information in the yellow boxes.


Click here to search your practice RRMA and RA classification

Click here for PIP Forms and Guidelines

		Payments per FTE GP	Annual Payment to Practice	Once off Payment to Practice
Quality Prescribing Incentive				
On average, the practice participates in three activities (one of which is a clinical audit) per FTE GP, by 30 April each year	yes	-	\$1,500.00	-
Total amount annually				
Diabetes Incentive				
Estimated number of patients with Diabetes	40			
% Diabetic Patients	4.00%			
Sign-On Payment				
		-	-	\$1,500.00
Outcomes Payment				
		-	\$800.00	-

PIP Income Estimator User Guide

Click on roman numerals (eg. (i), (ii)...) to view data sources.



Practice Incentive Program Income Estimator

Practice Situation	
FTE GP	1
SWPE	1500
Total Active Patients	1000
Rural, Remote and Metropolitan Areas (RRMA) classification	RRMA 1 - Capital City
Remote Area (RA) Classification	RA1 - Major City
Aboriginal Medical Services (AMS) or Aboriginal Community Controlled Health Services (ACCHS)	no
Urban Area of Workforce Shortage (UAWS)	no

Please enter relevant information in the yellow boxes.



[Click here to search your practice RRMA and RA classification](#)

[Click here for PIP Forms and Guidelines](#)

		Payments per FTE GP	Annual Payment to Practice	Once off Payment to Practice
Quality Prescribing Incentive				
On average, the practice participates in three activities (one of which is a clinical audit) per FTE GP, by 30 April each year	yes	-	\$1,500.00	-
Total amount annually				
Diabetes Incentive				
Estimated number of patients with Diabetes	40	-	-	\$1,500.00
% Diabetic Patients	4.00% i	-	\$800.00	-
Sign-On Payment				
Outcomes Payment				

PIP Income Estimator User Guide

Hover cursor over cells with red triangles to view comments

<u>Diabetes Incentive</u>		
Estimated number of patients with Diabetes		
% Diabetic Patients	4.00%	
<u>Asthma Incentive</u>		
Estimated no. of patients with Asthma		
% Asthmatic Patients	9.90%	
<u>Indigenous Health Incentive</u>		
Estimated no. of Indigenous Patients 15 yrs old & above	15.6	
% Indigenous Patients 15 yrs old & above	1.56%	

Unsure of percentage of diabetic patients at practice use 4% (which is based on National average of population with diabetes mellitus). Note: At least 2% of practice patients are diagnosed with diabetes to be eligible to receive the Outcomes Payment

Source: ABS, 436400001_20072008 National Health Survey: Summary of Results, 2007-2008 (Reissue), Table 1 Selected health characteristics-2007-08, 2004-05 and 2001

Sign-on Payment
 Patient Registration Payment
 Outcomes Payment Tier 1